

3rd Grade
E-Learning Day #1
January 20, 2020

3rd Grade

E-Learning Day #1

January 20, 2020

Directions:

Math:

- Complete "The Mad Minute" pg. 52 ★ See how much you can complete in one minute, but if you did not get it completed in one minute please finish the page.
- Complete Basic Division Facts worksheet
- Complete Equal Groups (Complete both pages)

Penmanship:

- Complete review of lowercase letters pgs. 74 and 76. Be sure to use your finest handwriting.

Reading:

- Read a book for 20 minutes and complete the attached worksheet. Write a one paragraph summary of what you read. Be sure to include at least 4 sentences.

Reading/Social Studies:

- Read the article, "Dr. Martin Luther King, Jr. and complete the questions.

Music, Art, PE:

- Please see attached papers given by your special teachers.

B**5****2***Thirty multiplication facts***THE MAD MINUTE**

$$\begin{array}{r} 7 \\ \times 9 \\ \hline \end{array}$$

$$\begin{array}{r} 3 \\ \times 9 \\ \hline \end{array}$$

$$\begin{array}{r} 9 \\ \times 4 \\ \hline \end{array}$$

$$\begin{array}{r} 5 \\ \times 6 \\ \hline \end{array}$$

$$\begin{array}{r} 4 \\ \times 8 \\ \hline \end{array}$$

$$\begin{array}{r} 6 \\ \times 1 \\ \hline \end{array}$$

$$\begin{array}{r} 7 \\ \times 5 \\ \hline \end{array}$$

$$\begin{array}{r} 3 \\ \times 8 \\ \hline \end{array}$$

$$\begin{array}{r} 5 \\ \times 7 \\ \hline \end{array}$$

$$\begin{array}{r} 1 \\ \times 9 \\ \hline \end{array}$$

$$\begin{array}{r} 9 \\ \times 3 \\ \hline \end{array}$$

$$\begin{array}{r} 5 \\ \times 8 \\ \hline \end{array}$$

$$\begin{array}{r} 8 \\ \times 5 \\ \hline \end{array}$$

$$\begin{array}{r} 6 \\ \times 7 \\ \hline \end{array}$$

$$\begin{array}{r} 4 \\ \times 9 \\ \hline \end{array}$$

$$\begin{array}{r} 6 \\ \times 6 \\ \hline \end{array}$$

$$\begin{array}{r} 7 \\ \times 4 \\ \hline \end{array}$$

$$\begin{array}{r} 9 \\ \times 2 \\ \hline \end{array}$$

$$\begin{array}{r} 8 \\ \times 0 \\ \hline \end{array}$$

$$\begin{array}{r} 8 \\ \times 9 \\ \hline \end{array}$$

$$\begin{array}{r} 9 \\ \times 7 \\ \hline \end{array}$$

$$\begin{array}{r} 9 \\ \times 1 \\ \hline \end{array}$$

$$\begin{array}{r} 9 \\ \times 5 \\ \hline \end{array}$$

$$\begin{array}{r} 6 \\ \times 8 \\ \hline \end{array}$$

$$\begin{array}{r} 6 \\ \times 4 \\ \hline \end{array}$$

$$\begin{array}{r} 5 \\ \times 9 \\ \hline \end{array}$$

$$\begin{array}{r} 7 \\ \times 6 \\ \hline \end{array}$$

$$\begin{array}{r} 6 \\ \times 9 \\ \hline \end{array}$$

$$\begin{array}{r} 8 \\ \times 7 \\ \hline \end{array}$$

$$\begin{array}{r} 8 \\ \times 3 \\ \hline \end{array}$$

Name: _____

Basic Division Facts

with Divisors up to 12

Divide to find the quotients.

A $21 \div 3 =$ _____

B $42 \div 7 =$ _____

C $24 \div 4 =$ _____

D $1 \div 1 =$ _____

E $18 \div 9 =$ _____

F $32 \div 8 =$ _____

G $24 \div 8 =$ _____

H $72 \div 9 =$ _____

I $28 \div 4 =$ _____

J $0 \div 5 =$ _____

K $121 \div 11 =$ _____

L $100 \div 10 =$ _____

M $72 \div 6 =$ _____

N $54 \div 6 =$ _____

O $132 \div 12 =$ _____

P $48 \div 12 =$ _____

Q $84 \div 7 =$ _____

R $60 \div 5 =$ _____

S $18 \div 6 =$ _____

T $110 \div 10 =$ _____

U $44 \div 4 =$ _____

V $16 \div 4 =$ _____

Name: _____

Equal Groups

1. You have 14 cookies. You have 2 plates.
Each plate has the same number of cookies.
How many cookies are on each plate?

Draw an equal groups picture.

Division problem: _____

2. You have 24 stickers. There are 3 kids.
Each kid gets the same number of stickers.
How many stickers does each kid get?

Draw an equal groups picture.

Division problem: _____

3. You have 28 dog biscuits. You have 7 dog bowls.
Each dog bowl gets the same number of dog biscuits.
How many dog biscuits are in each bowl?

Draw an equal groups picture.

Division problem: _____

4. You have 27 cherries. You have 3 bowls.
Each bowl gets the same number of cherries.
How many cherries are in each bowl.

Draw an equal groups picture.

Division problem: _____

5. You have 21 fish. You have 3 fish tanks.
Each tank has the same number of fish.
How many fish are in each tank?

Draw an equal groups picture.

Division problem: _____

6. You see 16 birds. You see 8 bird feeders.
Each bird feeder has the same number of birds.
How many birds are at each bird feeder?

Draw an equal groups picture.

Division problem: _____

Review Lowercase Letters

a b c d e f g
h i j k l m n o p q r s t

Write these lowercase letters in cursive.

i t u w

e l b h f

k r s j p

a d g o c q

n m y x v z

Write these words in cursive.

cozy

happy

swift

great

young

mixed


lively

brave

juicy

quick

Joinings



Write each joining. Then write the word.

Undercurve to Undercurve

ri *ride*

ti *time*

Undercurve to Downcurve

ea *eat*

mo *moon*

Undercurve to Overcurve

ry *cry*

az *amaze*

Name: _____


20 Minute Reading and Writing

Directions: Read a book for 20 minutes and write a one paragraph summary of what you read. Be sure to have AT LEAST 4 sentences.

Name of book: _____

Author: _____

Summary: _____



Name: _____

Dr. Martin Luther King, Jr.

by Cynthia Sherwood

Every January we celebrate the life of a great man. Martin Luther King, Junior fought for civil rights. He believed all Americans should be treated fairly, no matter what their skin color.



Dr. King was born in 1929 in Georgia. Since he was black, he could not go to the same schools as white children. Black Americans also had to use separate restrooms, restaurants, theaters, and swimming pools in some states.

Dr. King thought this was wrong. He was a Christian minister who worked for equal rights for black people. He helped lead peaceful protests to change those unfair laws.

It was a hard fight. Dr. King was attacked and arrested many times. But more and more Americans grew to understand that it was wrong to treat black people differently from white people.

In 1963, Dr. King led a quarter million people in a march to Washington, D.C. While there, Dr. King gave his famous "*I Have a Dream*" speech. He spoke about his hopes for America. He said people should be judged by their hearts, not by their skin color. His efforts helped bring about new laws to create equal rights for all Americans.

The third Monday of January is a holiday to celebrate the life of Martin Luther King. We honor his courage in working to improve the lives of so many people.

Name: _____

Dr. Martin Luther King, Jr.

by Cynthia Sherwood



1. What did Martin Luther King believe?
 - a. All Americans should be treated fairly.
 - b. Black children should be able to go to the same schools as white children.
 - c. People should not be judged by their skin color.
 - d. All of the above

2. When do we celebrate Martin Luther King Day?

3. In the third paragraph, the author writes:
He helped lead peaceful protests to change those unfair laws.

What is a protest?

- | | |
|-----------------------------|----------------------------------|
| a. a special type of speech | b. a way of showing you disagree |
| c. a dream about people | d. a law that is not fair |

4. Where and when was Martin Luther King born?

5. What type of article is this?

- | | |
|--------------|------------|
| a. fiction | b. fantasy |
| c. biography | d. fable |

Digital Learning Days - January 20, 2020

K-3 Music

Please complete the worksheet on composer Scott Joplin while listening to Scott Joplin's "The Entertainer." The piece can be found on YouTube or any music streaming service. Part one of the Sheet instructs the students to draw a scene inspired by the music. Part Two asks the students to circle the words that describe this piece and what instruments they hear (younger students may need some help with this). Part Three asks them to rate the piece with one star being they didn't like it and five stars they liked it a lot. If you have any questions regarding this, I will be available by email from 8:00 AM to 1:00 PM. My email is mhynek@kings144.org.


"THE ENTERTAINER"

SCOTT JOPLIN

NAME: _____

DATE: _____

While listening to the selected music, circle what you feel and hear. Draw a scene. Color in your rating below!



DRAW A SCENE INSPIRED BY THE MUSIC.

Will you use bright or dark colors? What do you see?

CIRCLE THE WORDS THAT DESCRIBE THIS PIECE.

HAPPY	LOVE	SAD
FUN	NERVOUS	HOPE
ADVENTURE	PARTY	EXCITED
DAY	ENERGETIC	PEACE
OUTSIDE	NIGHT	SLEEPY
FRIENDLY	CALM	COLORFUL

WHICH INSTRUMENTS DO YOU HEAR?

VIOLIN	HARP	CELLO
GUITAR	PIANO	CYMBAL
FLUTE	DRUM	ACCORDION
OBOE	SAXOPHONE	TUBA
TRUMPET	VOCALS	MANDOLIN
BASS	HARPSICHORD	ORGAN

I WOULD RATE THIS PIECE:



AGEE & ROW

Digital Learning Days - February 17th 2020

K-3 Music

Please complete the worksheet on composer John Phillip Sousa while listening to Sousa's "The Star and Stripes Forever." The piece can be found on YouTube or any music streaming service. Part one of the Sheet instructs the students to draw a scene inspired by the music. Part Two asks the students to circle the words that describe this piece and what instruments they hear (younger students may need some help with this). Part Three asks them to rate the piece with one star being they didn't like it and five stars they liked it a lot. If you have any questions regarding this, I will be available by email from 8:00 AM to 1:00 PM. My email is mhynek@kings144.org.

STARS AND STRIPES FOREVER

JOHN PHILIP SOUSA

NAME: _____

DATE: _____

While listening to the selected music, circle what you feel and hear. Draw a scene. Color in your rating below!



DRAW A SCENE INSPIRED BY THE MUSIC.

Will you use bright or dark colors? What do you see?

CIRCLE THE WORDS THAT DESCRIBE THIS PIECE.

HAPPY	LOVE	SAD
FUN	NERVOUS	HOPE
ADVENTURE	PARTY	EXCITED
DAY	ENERGETIC	PEACE
OUTSIDE	NIGHT	SLEEPY
FRIENDLY	CALM	COLORFUL

WHICH INSTRUMENTS DO YOU HEAR?

VIOLIN	HARP	CELLO
GUITAR	PIANO	CYMBAL
FLUTE	DRUM	ACCORDION
OBOE	SAXOPHONE	TUBA
TRUMPET	VOCALS	MANDOLIN
BASS	HARPSICHORD	ORGAN

I WOULD RATE THIS PIECE:



AGEE & ROW-

Digital Learning Days - April 13

K-3 Music

Please complete the worksheet on composer John Williams while listening to Williams' "The Imperial March." The piece can be found on YouTube or any music streaming service. Part one of the Sheet instructs the students to draw a scene inspired by the music. Part Two asks the students to circle the words that describe this piece and what instruments they hear (younger students may need some help with this). Part Three asks them to rate the piece with one star being they didn't like it and five stars they liked it a lot. If you have any questions regarding this, I will be available by email from 8:00 AM to 1:00 PM. My email is mhynek@kings144.org.

THE IMPERIAL MARCH

JOHN WILLIAMS

NAME: _____

DATE: _____

While listening to the selected music, circle what you feel and hear. Draw a scene. Color in your rating below!



DRAW A SCENE INSPIRED BY THE MUSIC.

Will you use bright or dark colors? What do you see?

CIRCLE THE WORDS THAT DESCRIBE THIS PIECE.

HAPPY	LOVE	SAD
FUN	NERVOUS	HOPE
ADVENTURE	PARTY	EXCITED
DAY	ENERGETIC	PEACE
OUTSIDE	NIGHT	SLEEPY
FRIENDLY	CALM	COLORFUL

WHICH INSTRUMENTS DO YOU HEAR?

VIOLIN	HARP	CELLO
GUITAR	PIANO	CYMBAL
FLUTE	DRUM	ACCORDION
OBOE	SAXOPHONE	TUBA
TRUMPET	VOCALS	MANDOLIN
BASS	HARPSICHORD	ORGAN

I WOULD RATE THIS PIECE:



AGEE & ROW

Digital Learning Days - January 20, 2020

K-3 Music

Please complete the worksheet on composer Scott Joplin while listening to Scott Joplin's "The Entertainer." The piece can be found on YouTube or any music streaming service. Part one of the Sheet instructs the students to draw a scene inspired by the music. Part Two asks the students to circle the words that describe this piece and what instruments they hear (younger students may need some help with this). Part Three asks them to rate the piece with one star being they didn't like it and five stars they liked it a lot. If you have any questions regarding this, I will be available by email from 8:00 AM to 1:00 PM. My email is mhynek@kings144.org.

PE - Digital Learning Day 1/20/20

The purpose of this task is to get your heart rate up like you would in PE class.

You will need 2 soup cans (or something similar) to complete the task.

1. Play a song that you like.
2. 10 Jumping Jacks
3. 5 Push-ups (try for 10)
4. 10 Curl ups
5. 10 Bicep curls with soup cans (hold cans in front of you and pull them up to your shoulders)
6. 10 mountain climbers
7. 10 Shoulder press with soup can (Hold cans and push up them up)
8. 10 seconds - run in place
9. Rest 30 seconds and repeat until song is complete (3-4 times).

Walk around the house for 3-5 minutes (do not sit down)

Pick another song and do it again!

Name: _____ Grade: _____

Parent Signature: _____

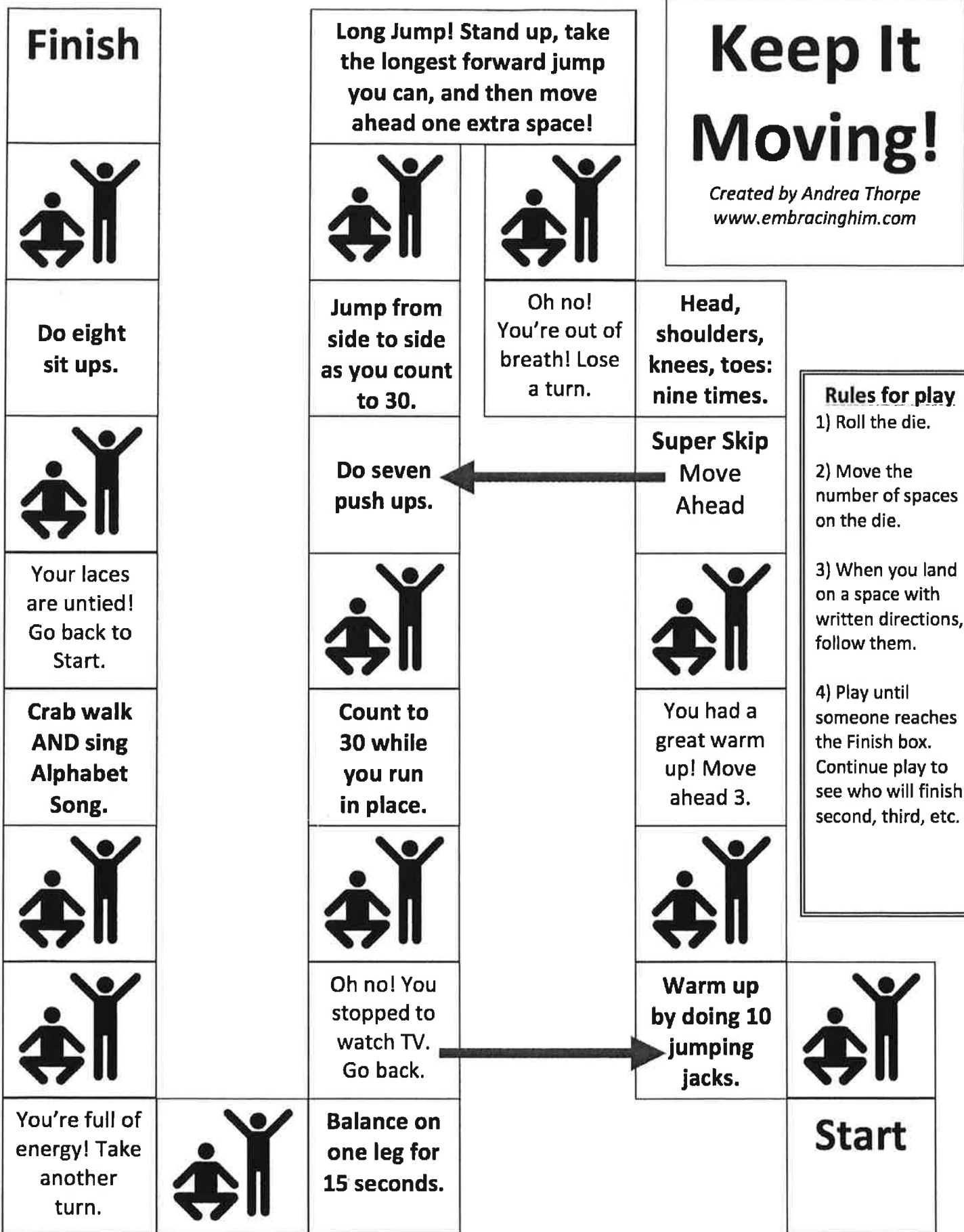
PE - Digital Learning Day 2/17/20

I have 2 tasks for you today.

1. Today you will play a game that tells you what exercises to do. You can do this by yourself, with a brother or sister, or the entire family. All you need is 1 die (borrow it from another board game you might have). If you do not have dice, cut up 6 small pieces of paper and write 1-6 on them and put them in a cup.
2. Keep a food journal. Days off can be tricky, we don't always follow our normal eating schedule. Write down what you eat and the time you eat all day.

Name: _____ Grade: _____

Parent Signature: _____



PE - Digital Learning Day 4/20/20

Pick one of the 2 options for today.

Option 1

Warm Ups: 20 Jumping Jacks, 20 CurlUps, 10 Push ups

Take a 20 minute walk or jog outside

Option 2

Help out around the house. Be helpful and stay active for 30 minutes

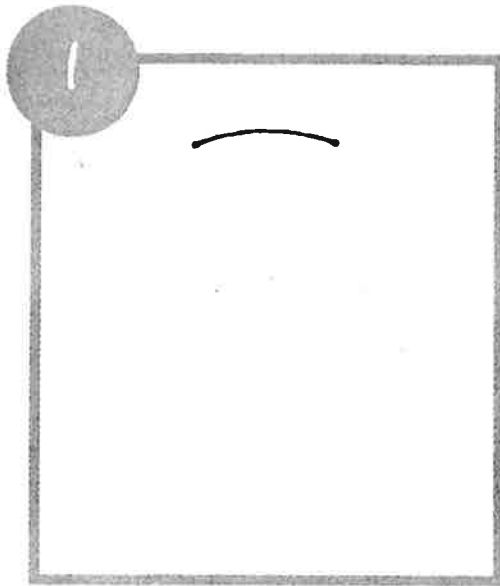

- yard work
- clean your room
- dishes
- vacuum

A different physical activity: _____

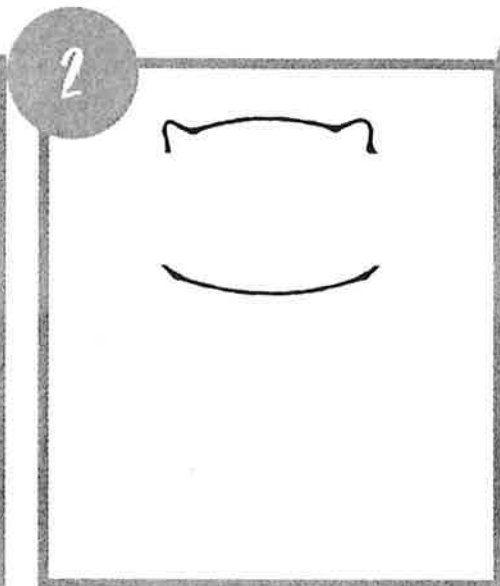
Name: _____ Grade: _____

Parent Signature: _____


DRAWING THE CAT




Using a black Sharpie, draw a slight curved line toward the top of the paper.




Add rounded triangles for ears and a slight curved line for chin/scarf.



Round out sides of face with curved lines.



Add curved lines for scarf. Draw lines to complete body.

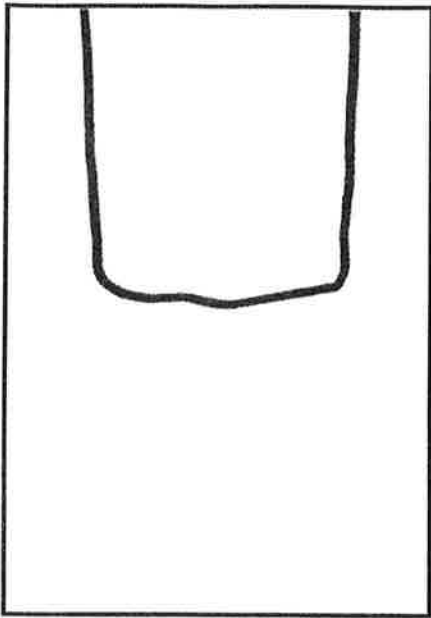


Draw small circles for cheeks, a triangle nose, lines for eyes & whiskers. Create three bumps for paws and color them black.

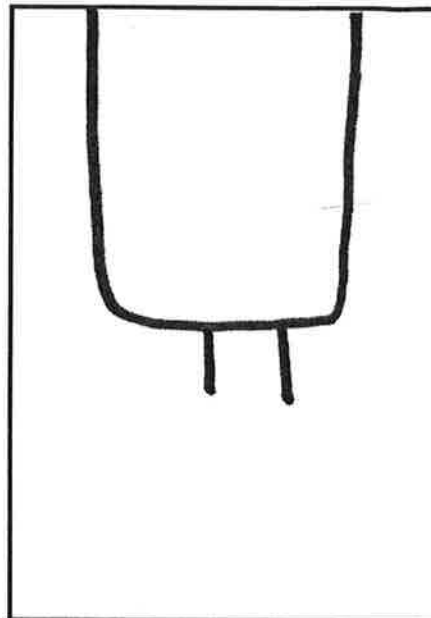


Decorate scarf with leaves, dots, snowflakes, etc. Add a cup of hot cocoa, a heart, flowers, etc. in the cat's paws. Add details to background.

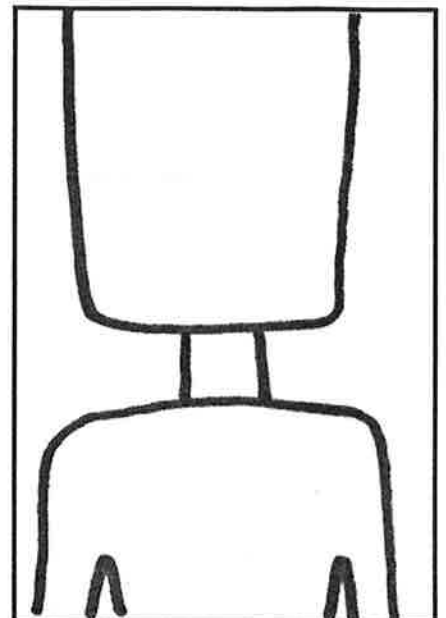
How to Draw LINCOLN



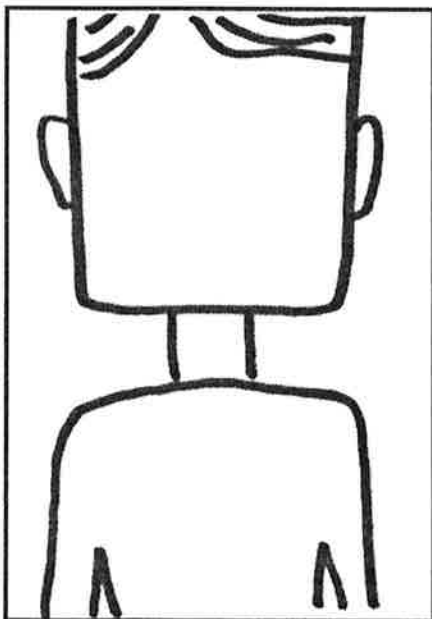
Starting at the top of the paper, draw a box with rounded corners for the face. Face should extend to the $\frac{1}{2}$ way point of the paper.




Add two lines for the neck.




From the bottom of the paper, draw a line up to the $\frac{1}{2}$ way point, across the bottom of the neck and back down the other side. Add skinny triangles to create arms.



Add hair line by draw one side first then the other. Add squiggly lines inside shape for hair. Add two ears on the side of Lincoln's face.




Draw a straight horizontal line for the eyebrows, an upside down # 7 for the nose, two dots for the eyes and two curved lines under the eyes.



Draw a line inside the face for the beard. Start just below the ears. Color the beard in with oil pastel. Add a collar, tie and buttons for Lincoln's coat.

Fun Facts LINCOLN






- ▶ Abraham Lincoln was born on February 12, 1809 in Hodgenville, Kentucky in a log cabin to a very poor family.
- ▶ Abraham Lincoln was 6 feet 4 inches tall. He looked extra tall by wearing a stove pipe hat.
- ▶ He became the 16th president of America in 1861 at 52 years of age.
- ▶ Abraham Lincoln was the first American President to wear a beard.
- ▶ He led the Union into the Civil War to protect the nation and put an end to slavery.
- ▶ The Emancipation Proclamation was issued by Abraham Lincoln in January, 1863. Slavery ended with the passage


of the 13th amendment

- ▶ Abraham Lincoln married Mary Todd Lincoln on November 4, 1842, together they had 4 boys.
- ▶ Abraham Lincoln died on April 15, 1865, the day after being shot at Ford's Theatre in Washington, D.C. He was assassinated by John Wilkes Booth and was buried at Oak Ridge Cemetery, Springfield, Illinois

Source: Kids Fun Facts

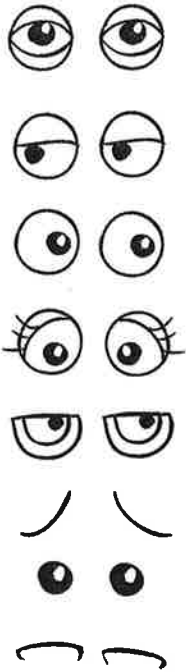


Wacky Birds

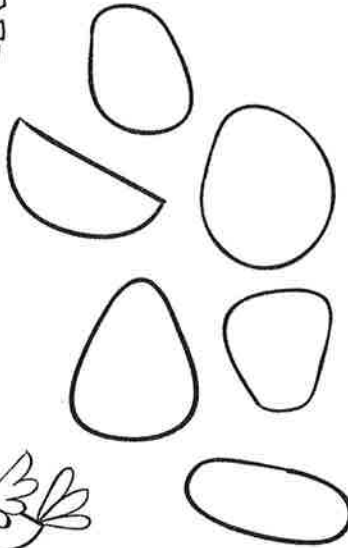


Eyes

Eyes can be two different sizes.




Bodies

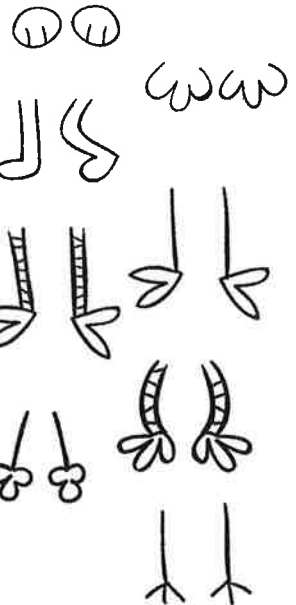


Start with a body make it a random organic or geometric shape.

Beaks




Feet



Wings



Tails



Top of Head

