

Digital Learning Day

February 15, 2021

Miss Greene

# Presidents

Name \_\_\_\_\_

Digital Learning Day, February 15, 2021

## General Directions

Read the articles on George Washington, Abraham Lincoln, and the White House. Answer the questions that follow each article.

Explain the quotes that appear at the bottom of the president pages.

Write a story about your encounter with a president.

Complete the coordinate graphs.( Founding Father and Honest President.)

Complete the 2 math puzzles.( Review of Multiplication and Division)

Do the wordsearch.

Search the internet for 5 more fun facts about the presidents.

Complete the matching sheets.

Name: \_\_\_\_\_

# George Washington

by Cynthia Sherwood



We call George Washington the "Father of our Country." He was the first president of the United States. He also served as the lead general in the Revolutionary War. Every Presidents' Day, we remember him as America's first great leader.

Washington was born on February 22, 1732 in Virginia. He had little schooling, but taught himself many important skills. As a young man, he became a soldier and fought for the British in the French and Indian War.

Later, however, Washington and others became angry at the way England was ruling its American colonies. In 1776, the colonists declared their independence from the British. General Washington led his troops in the fight against the British. In 1783, America won the war and became free from England. Washington retired as general and returned to his farm in Virginia.

But the new country struggled. It needed a better structure for its government. In 1787, Washington helped head up the Constitutional Convention in Philadelphia. That is where the U.S. Constitution was written to create a brand new form of government.

As a popular war hero, Washington was the logical choice to become the first president in 1789. He was re-elected four years later. He said he would not serve a third term because that would give one man too much power. As the first president, Washington set an example for later presidents. Today, we honor him as a great leader for a brand new country.

Name: \_\_\_\_\_

# George Washington

by Cynthia Sherwood



1. Where and when was George Washington born?

\_\_\_\_\_

2. Which sentence about George Washington is true?

- a. Washington always loved to read books.
- b. Washington fought in the Civil War.
- c. Washington didn't like the way England was ruling the colonies.
- d. Washington was elected president three times.

3. What happened at the Constitutional Convention in 1787?

\_\_\_\_\_  
\_\_\_\_\_

4. Which two wars did George Washington fight in?

\_\_\_\_\_

5. Tell whether each sentence is a fact or opinion. Write *F* or *O* next to each sentence.

\_\_\_ George Washington was the greatest leader in American history.

\_\_\_ George Washington was a soldier.

\_\_\_ George Washington is known as the "Father of our Country."

Name: \_\_\_\_\_

# Abraham Lincoln

by Cynthia Sherwood



We know him as "Honest Abe," born in a log cabin. Abraham Lincoln was the sixteenth president of the United States. Every year on Presidents' Day, we honor him as one of the greatest in our country's history.

Abe Lincoln was born on February 12, 1809 in Kentucky. At night, he liked to read by candlelight, but in the day he worked on his father's farm. As an adult, he lived in Illinois and became a lawyer. He served in Congress where he spoke out against slavery.

By the time Lincoln was elected president in 1860, the nation was horribly divided over the issue of slavery. Eleven southern states decided to "secede" from the United States. That means they broke off to form their own nation, which then led to the Civil War.

President Lincoln fought to keep the U.S. together as one united country. In the "Gettysburg Address," President Lincoln honored the thousands of soldiers who died on that battlefield. He called for the nation to come together so that the "government of the people, by the people, for the people, shall not perish from earth."

After four long years, the Civil War ended. Abraham Lincoln had kept the United States together in its most terrible crisis. Today, we honor him as the man who helped end slavery. We remember him as a great leader who led his country out of its darkest hour.

Name: \_\_\_\_\_

# Abraham Lincoln

by Cynthia Sherwood



1. What did Abraham Lincoln like to do at night?

\_\_\_\_\_

2. In the third paragraph, the author writes:

Eleven southern states decided to secede from the United States.

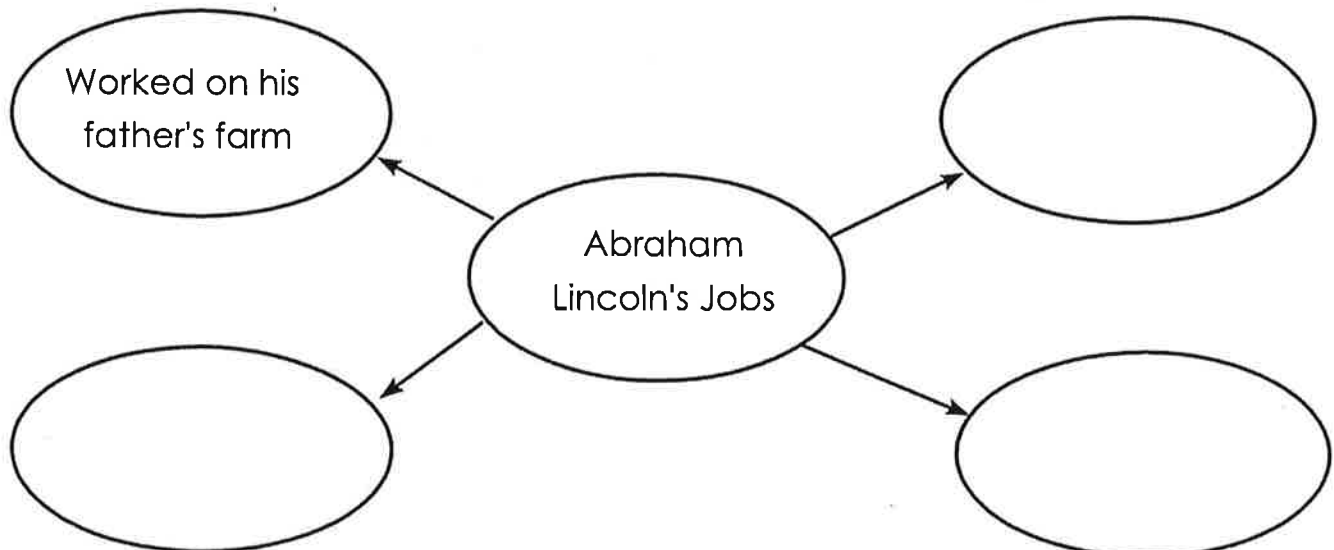
What does this mean?

- a. Eleven states did not want to fight in the Civil War.
- b. Eleven states do not celebrate Presidents' Day
- c. Eleven states wanted to start their own country.
- d. Eleven people voted for Abraham Lincoln.

3. Where was Abraham Lincoln born?

- a. February 12, 1809
- b. Illinois
- c. During the Civil War
- d. Kentucky

4. Complete the web.



Name: \_\_\_\_\_

# Abraham Lincoln Vocabulary Match



1. \_\_\_\_\_ slavery
  2. \_\_\_\_\_ log cabin
  3. \_\_\_\_\_ Kentucky
  4. \_\_\_\_\_ Illinois
  5. \_\_\_\_\_ Civil War
  6. \_\_\_\_\_ Congress
  7. \_\_\_\_\_ secede
  8. \_\_\_\_\_ Gettysburg Address
  9. \_\_\_\_\_ "Honest Abe"
  10. \_\_\_\_\_ president
- a. a house made of logs
  - b. nickname for Abraham Lincoln
  - c. owning people and forcing them to work
  - d. state where Lincoln lived as an adult
  - e. state where Lincoln was born
  - f. a war in which different states fought against each other
  - g. place where laws are made
  - h. leader of the United States
  - i. famous speech given by Abraham Lincoln
  - j. to remove a state from the country



Name: \_\_\_\_\_

## The White House

The White House has stood as a symbol of the presidency for over 200 years. The White House began construction in 1792 and concluded in 1800. George Washington did not live in the White House, but he did oversee the construction of it. John Adams and his family were the first presidential family to live in the White House.



The White House has 132 rooms. There are 16 bedrooms, 35 bathrooms, and 6 levels. The president's main office has round walls, and is called the Oval Office.

The White House isn't just a home for the president and his family. It also has offices for government workers and a museum for tourists.

**Answer each question with a complete sentence.**

1. In what year was construction of the White House completed?

\_\_\_\_\_

2. Who oversaw the construction process?

\_\_\_\_\_

3. Who was the first president to live in the White House?

\_\_\_\_\_


4. Are there more bathrooms or bedrooms in the White House?

\_\_\_\_\_

Name: \_\_\_\_\_

## Abraham Lincoln

Abraham  
Lincoln was the  
16th President  
of the United  
States.




***“Those who deny freedom to others  
deserve it not for themselves.”***

Name: \_\_\_\_\_

## George Washington

George Washington was an American politician and soldier. In 1789, he became the first President of the United States.



*"Observe good faith and justice towards all nations.  
Cultivate peace and harmony with all."*

**Directions:** Write a creative story to go along with the picture.

\_\_\_\_\_ (title)

Written by: \_\_\_\_\_ (your name)



\_\_\_\_\_

\_\_\_\_\_

\_\_\_\_\_

\_\_\_\_\_

\_\_\_\_\_

\_\_\_\_\_



Name: \_\_\_\_\_

# Founding Father

NOTE: In each section, do NOT connect the last point back to first point.

- (X, Y)**
- (9, 35)
  - (12, 36)
  - (14, 35)
  - (14, 33)
  - (11, 30)
  - (11, 28)
  - (12, 27)
  - (11, 24)
  - (12, 20)
  - (13, 19)
  - (14, 19)
  - (15, 20)
  - (17, 20)
  - (18, 18)
  - (20, 17)
  - (21, 16)
  - (21, 14)
  - (22, 13)
  - (22, 11)
  - (23, 10)
  - (25, 10)
- STOP**
- (9, 35)
  - (10, 37)
  - (14, 39)
  - (16, 39)
  - (22, 36)
  - (25, 33)
  - (27, 28)
  - (27, 23)
  - (28, 20)
  - (27, 18)
  - (26, 15)
  - (26, 13)
  - (25, 12)
  - (25, 10)
- STOP**

- (X, Y)**
- (23, 10)
  - (23, 9)
  - (24, 8)
  - (25, 9)
  - (25, 10)
- STOP**
- (25, 10)
  - (27, 12)
  - (28, 12)
  - (29, 9)
  - (29, 6)
  - (27, 6)
- STOP**
- (24, 8)
  - (25, 6)
  - (24, 4)
  - (26, 2)
  - (27, 2)
  - (28, 3)
  - (28, 5)
  - (27, 6)
  - (26, 8)
  - (25, 9)
- STOP**
- (6, 28)
  - (6, 27)
  - (9, 26)
- STOP**


- (X, Y)**
- (9, 35)
  - (8, 34)
  - (5, 30)
  - (5, 28)
  - (4, 27)
  - (2, 24)
  - (2, 23)
  - (3, 22)
  - (5, 22)
- STOP**
- (4, 22)
  - (4, 18)
  - (3, 17)
  - (3, 15)
  - (5, 14)
  - (9, 13)
- STOP**
- (12, 13)
  - (9, 13)
  - (8, 10)
  - (9, 7)
  - (12, 10)
  - (12, 13)
- STOP**
- (16, 19)
  - (13, 16)
  - (9, 15)
  - (7, 15)
- STOP**
- (4, 20)
  - (6, 19)
- STOP**

- (X, Y)**
- (5, 28)
  - (6, 29)
  - (8, 29)
  - (9, 26)
  - (7, 28)
  - (5, 28)
- STOP**
- (18, 18)
  - (17, 15)
  - (12, 14)
  - (12, 13)
- STOP**
- (21, 14)
  - (19, 13)
  - (13, 7)
  - (6, 3)
- STOP**
- (9, 7)
  - (6, 3)
  - (12, 1)
  - (16, 1)
  - (18, 2)
  - (24, 4)
- STOP**

Now color your picture.

Name: \_\_\_\_\_

# Founding Father






Name: \_\_\_\_\_

# Honest Prez




NOTE: In each section, do NOT connect the last point back to first point.




- (X, Y)**
- (23, 33)
  - (24, 34)
  - (25, 34)
  - (25, 35)
  - (24, 36)
  - (24, 37)
  - (23, 38)
  - (22, 38)
  - (21, 39)
  - (20, 38)
  - (17, 39)
  - (15, 39)
  - (12, 38)
  - (10, 38)
  - (7, 35)
  - (5, 34)
  - (4, 31)
  - (4, 28)
  - (5, 24)
  - (5, 22)
  - (8, 18)
  - (10, 18)
  - (11, 19)
  - (11, 22)
  - (9, 26)
  - (10, 28)
  - (12, 28)
  - (14, 25)
  - (14, 23)
  - (16, 25)
  - (16, 27)
  - (15, 28)
  - (15, 34)
  - (14, 35)
  - (15, 36)
  - (19, 36)
  - (21, 35)
  - (23, 33)



- (X, Y)**
- (14, 20)
  - (18, 17)
  - (19, 18)
  - (21, 18)
  - (23, 19)
  - (25, 18)
  - (23, 14)
  - (20, 15)
  - (15, 16)
  - (13, 18)
  - (14, 20)
  - 
  - (23, 33)
  - (25, 28)
  - (24, 27)
  - (26, 24)
  - (26, 23)
  - (25, 22)
  - (23, 22)
  - 
  - (24, 22)
  - (24, 21)
  - (23, 19)
  - 
  - (28, 2)
  - (27, 5)
  - (23, 10)
  - (23, 11)
  - (21, 13)
  - (20, 13)
  - (15, 16)
  - (11, 19)



- (X, Y)**
- (8, 17)
  - (7, 15)
  - (3, 11)
  - (2, 9)
  - (5, 8)
  - (7, 5)
  - (9, 6)
  - (11, 6)
  - (17, 4)
  - (18, 4)
  - (20, 5)
  - (22, 4)
  - (24, 2)
  - (26, 2)
  - (27, 1)
  - (28, 2)
  - (26, 4)
  - (17, 12)
  - (9, 17)
  - (8, 17)
  - 
  - (19, 28)
  - (20, 29)
  - (24, 29)
  - (24, 27)
  - (23, 28)
  - (20, 28)
  - (19, 27)
  - (19, 28)
  - 
  - (24, 27)
  - (19, 27)
  - 

- (X, Y)**
- (24, 21)
  - (21, 21)
  - 
  - (20, 15)
  - (20, 13)
  - 
  - (9, 17)
  - (9, 18)
  - 


NOTE: In each section, do NOT connect the last point back to first point.

Now color your picture.



Name: \_\_\_\_\_

# Honest Prez



Name: \_\_\_\_\_

## Math Puzzle Picture

Solve the equations below. Then, cut out the picture squares. Match the number printed on the picture squares to your answers below and glue them in place to unscramble the mystery picture.

$$\begin{array}{r} 43 \\ \times 8 \\ \hline \end{array}$$

$$\begin{array}{r} 26 \\ \times 5 \\ \hline \end{array}$$

$$\begin{array}{r} 55 \\ \times 4 \\ \hline \end{array}$$

$$\begin{array}{r} 59 \\ \times 3 \\ \hline \end{array}$$

$$\begin{array}{r} 57 \\ \times 7 \\ \hline \end{array}$$

$$\begin{array}{r} 63 \\ \times 2 \\ \hline \end{array}$$

$$\begin{array}{r} 79 \\ \times 6 \\ \hline \end{array}$$

$$\begin{array}{r} 12 \\ \times 9 \\ \hline \end{array}$$

$$\begin{array}{r} 34 \\ \times 4 \\ \hline \end{array}$$

$$\begin{array}{r} 64 \\ \times 6 \\ \hline \end{array}$$

$$\begin{array}{r} 27 \\ \times 3 \\ \hline \end{array}$$

$$\begin{array}{r} 94 \\ \times 7 \\ \hline \end{array}$$

$$\begin{array}{r} 20 \\ \times 5 \\ \hline \end{array}$$

$$\begin{array}{r} 66 \\ \times 8 \\ \hline \end{array}$$

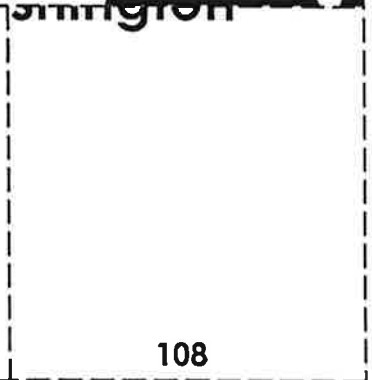



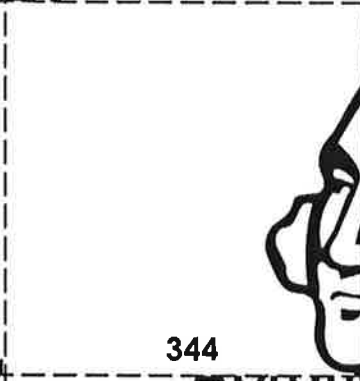





$$\begin{array}{r} 39 \\ \times 9 \\ \hline \end{array}$$

$$\begin{array}{r} 53 \\ \times 2 \\ \hline \end{array}$$

Name: \_\_\_\_\_

# Math Puzzle Picture

Solve the equations. Then, cut out the picture squares. Match the number printed on the picture squares to your answers below and glue them in place to unscramble the mystery picture. Color your picture.



Name: \_\_\_\_\_

## Math Puzzle Picture

Solve the equations below. Then, cut out the picture squares. Match the number printed on the picture squares to your answers below and glue them in place to unscramble the mystery picture.

$8 \overline{)376}$

$7 \overline{)252}$

$3 \overline{)261}$

$5 \overline{)315}$

$9 \overline{)216}$

$2 \overline{)182}$

$4 \overline{)208}$

$6 \overline{)450}$

$4 \overline{)336}$

$8 \overline{)216}$

$3 \overline{)207}$

$9 \overline{)297}$

$7 \overline{)336}$

$5 \overline{)485}$



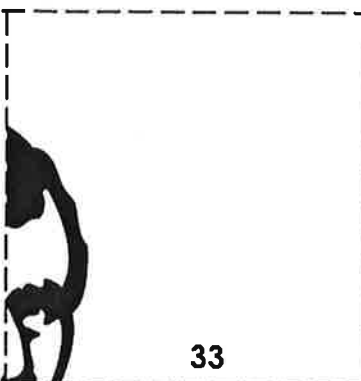



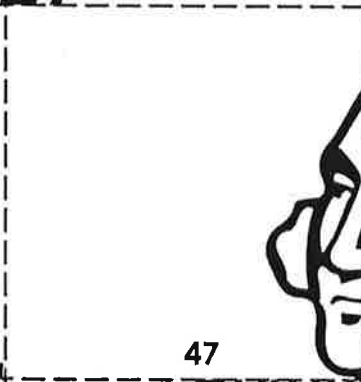





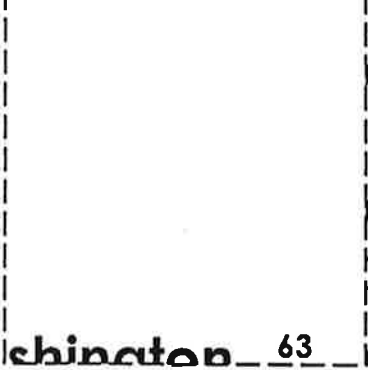



$2 \overline{)154}$

$6 \overline{)354}$

Name: \_\_\_\_\_

# Math Puzzle Picture

Solve the equations. Then, cut out the picture squares. Match the number printed on the picture squares to your answers below and glue them in place to unscramble the mystery picture. Color your picture.

 <p>91</p>	 <p>84</p>	 <p>33</p>	 <p>77</p>
 <p>27</p>	 <p>87</p>	 <p>47</p>	 <p>52</p>
 <p>69</p>	 <p>97</p>	 <p>48</p>	 <p>24</p>
 <p>63</p>	 <p>36</p>	 <p>59</p>	 <p>75</p>

Name: \_\_\_\_\_

## Abraham Lincoln Word Search



Can you find the underlined words in the puzzle? Words are hidden ↓, →, and ↘.

ABRAHAM LINCOLN was born in KENTUCKY. His family was very poor and lived in a one-room LOG CABIN. He only went to school for one year, but did learn how to READ, WRITE, and solve MATH problems. He spent much of his free time reading BOOKS.



When he was very young, Mr. Lincoln's family moved to SPRINGFIELD, ILLINOIS. He had many different jobs, including STOREKEEPER, LAWYER, and SENATOR.

In 1861 Lincoln became the SIXTEENTH PRESIDENT of the United States. During this time, people of the North were fighting against people from the South in the CIVIL WAR. In 1863, he gave a famous speech in GETTYSBURG where he said he was very sad to see people of our country fighting against each other. He also ended SLAVERY in the south because he believed all men should be FREE. In 1865 the Civil War was over, and Lincoln had brought peace to our country.

Shortly after the war ended, Lincoln and his wife went to FORD'S THEATER to watch a play. JOHN WILKES BOOTH snuck into the theater and assassinated Lincoln. Our nation lost a HERO that day.

## Fun Facts about the Presidents.

Search the internet to locate 5 more interesting facts about 5 more presidents.

1. Andrew Jackson carried a sword in his cane.
2. Calvin Coolidge slept 10 hours a day.
3. Gerald Ford was a model for men's clothing.
4. Ronald Reagan was a life guard in Dixon, Illinois.
5. Jimmy Carter was a Sunday School teacher.

Match the president to the statement.

C. Garfield	a. 2 <sup>nd</sup> President
J. Adams	b. 7 <sup>th</sup> President
Teddy Roosevelt	c. Assassinated in 1881
A. Jackson	d. The Teddy Bear is named after him
G. Cleveland	e. 31 <sup>st</sup> president
W. Taft	f. Was president during 9-11
W. Wilson	g. 22 <sup>nd</sup> and 24 <sup>th</sup> president
H. Hoover	h. His bathtub could fit 3 people
Franklin D. Roosevelt	i. Nobel Peace Prize winner
George W. Bush	j. served from 1933-1945



2021

Digital Learning Days - February 17th, 2020  
4th Grade Music

Listen to Hail to the Chief. This can be found by going to YouTube and searching "Hail to the Chief." Hail to the Chief is the Presidential Anthem of the United States. It can be performed in a vocal (sung) or instrumental (band) setting. It is performed at the public appearance of the President at many events and inaugurations. After listening to either version, write a paragraph (three to five sentences) on how this music sounds presidential to you. Here are some questions that might help you with your paragraph (these questions do not have to be answered for the assignment, but may help you with getting your thoughts together).

1. What does the piece make you feel - happy, sad, excited?
2. Does the piece bring any images to your mind?
3. Does the piece sound patriotic to you?

If you have any questions on this assignment, I will be available by email from 8:00 AM to 1:00 PM. My email is [mhynek@kings144.org](mailto:mhynek@kings144.org).

PE - Digital Learning Day ~~2/22/21~~ <sup>2/15/21</sup>

I have 2 tasks for you today.

1. Today you will play a game that tells you what exercises to do. You can do this by yourself, with a brother or sister, or the entire family. All you need is 1 die (borrow it from another board game you might have). If you do not have dice, cut up 6 small pieces of paper and write 1-6 on them and put them in a cup.
2. Keep a food journal. Days off can be tricky, we don't always follow our normal eating schedule. Write down what you eat and the time you eat all day.


Name: \_\_\_\_\_ Grade: \_\_\_\_\_

Parent Signature: \_\_\_\_\_


# Keep It Moving!

*Created by Andrea Thorpe  
www.embracinghim.com*

**Finish**





**Do eight sit ups.**



Your laces are untied!  
Go back to Start.



**Crab walk AND sing Alphabet Song.**

You're full of energy! Take another turn.




**Long Jump! Stand up, take the longest forward jump you can, and then move ahead one extra space!**





**Jump from side to side as you count to 30.**

**Do seven push ups.**



**Count to 30 while you run in place.**



Oh no! You stopped to watch TV. Go back.

**Balance on one leg for 15 seconds.**

Oh no!  
You're out of breath! Lose a turn.

**Head, shoulders, knees, toes: nine times.**

**Super Skip Move Ahead**



You had a great warm up! Move ahead 3.



**Warm up by doing 10 jumping jacks.**

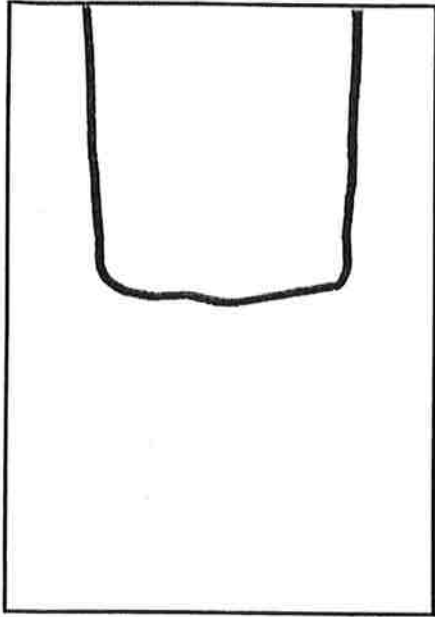
**Rules for play**

- 1) Roll the die.
- 2) Move the number of spaces on the die.
- 3) When you land on a space with written directions, follow them.
- 4) Play until someone reaches the Finish box. Continue play to see who will finish second, third, etc.

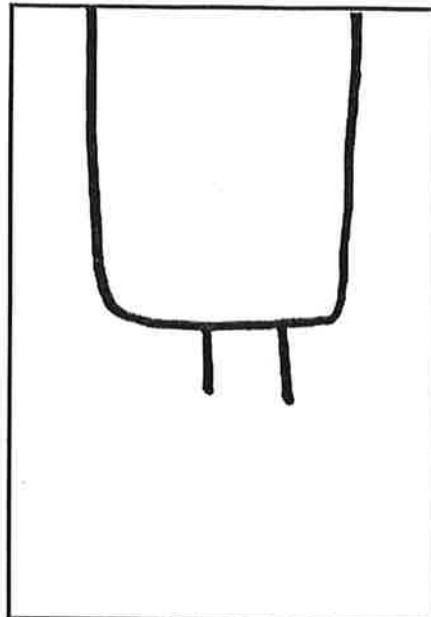


**Start**

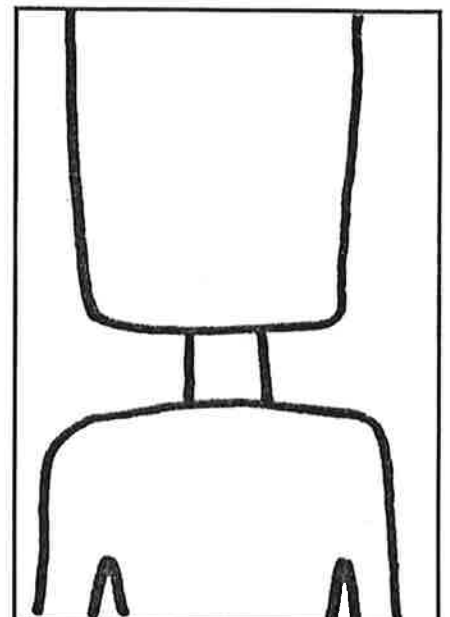
# How to Draw LINCOLN



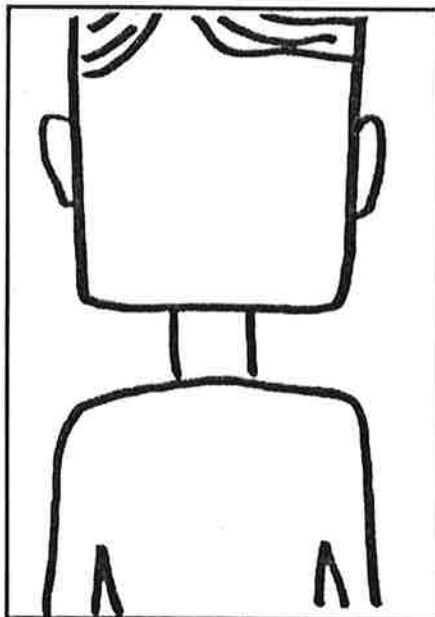
Starting at the top of the paper, draw a box with rounded corners for the face. Face should extend to the  $\frac{1}{2}$  way point of the paper.




Add two lines for the neck.




From the bottom of the paper, draw a line up to the  $\frac{1}{2}$  way point, across the bottom of the neck and back down the other side. Add skinny triangles to create arms.



Add hair line by draw one side first then the other. Add squiggly lines inside shape for hair. Add two ears on the side of Lincoln's face.



Draw a straight horizontal line for the eyebrows, an upside down # 7 for the nose, two dots for the eyes and two curved lines under the eyes.



Draw a line inside the face for the beard. Start just below the ears. Color the beard in with oil pastel. Add a collar, tie and buttons for Lincoln's coat.

# Fun Facts LINCOLN



▶ Abraham Lincoln was born on February 12, 1809 in Hodgenville, Kentucky in a log cabin to a very poor family.

▶ Abraham Lincoln was 6 feet 4 inches tall. He looked extra tall by wearing a stove pipe hat.

▶ He became the 16th president of America in 1861 at 52 years of age.

▶ Abraham Lincoln was the first American President to wear a beard.

▶ He led the Union into the Civil War to protect the nation and put an end to slavery.

▶ The Emancipation Proclamation was issued by Abraham Lincoln in January, 1863. Slavery ended with the passage

of the 13th amendment

▶ Abraham Lincoln married Mary Todd Lincoln on November 4, 1842, together they had 4 boys.

▶ Abraham Lincoln died on April 15, 1865, the day after being shot at Ford's Theatre in Washington, D.C. He was assassinated by John Wilkes Booth and was buried at Oak Ridge Cemetery, Springfield, Illinois

Source: Kids Fun Facts

