

Mrs. Hesselink's Kindergarten

Digital Learning Day

April 2nd

Directions:

Sight Word: Complete 'too' Worksheet and Watch

Read Aloud: Complete 'too' Sight Word Reader

Color Work: Complete Gray Book

Reading: Complete Read and Sequence Worksheet

Music: See attached lesson

Phonics:

1. I Can Make CVCe Sentences
2. I Can Make CVCe Words

Math: Complete MyMath Ch. 6 Review

Stations:

1. Calendar Skills
2. Ordinal Numbers
3. Subtraction to 10 with Dominoes

Name _____




Day 2

April

Making 10

Help the bunny hop to ten.
Write the equation to match.



$$5 + \underline{\quad} = 10$$

Sight Words

Unscramble the sight word.

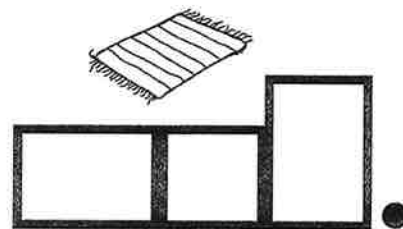
isth



Phonics

Trace the sentence. Use the picture and context clues to write the missing CVC word.

I sat on the _____



Skip Counting by 10s

Count to 100 by tens. Fill in the missing numbers.

10	20		40	50	60	70		90	100
----	----	--	----	----	----	----	--	----	-----

Addition

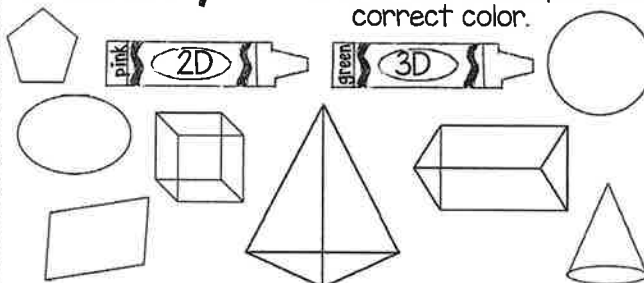
Solve the addition problems.
Color the jelly beans to match.




$$3 + 6 = \underline{\quad}$$

Geometry

Color the 2D and 3D shapes the correct color.





© Annie Moffatt @ The Moffatt Girls 2012

Name: _____

Super Sight Word:



Find and circle it

too our too
that too too see
was this too

Trace it

too
too

Color it

1=purple
2=yellow
3=green

too

Highlight it

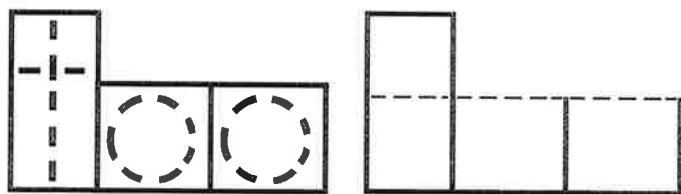
too	yes	too	who
like	too	too	too
too	ran	our	so

Put it in a sentence

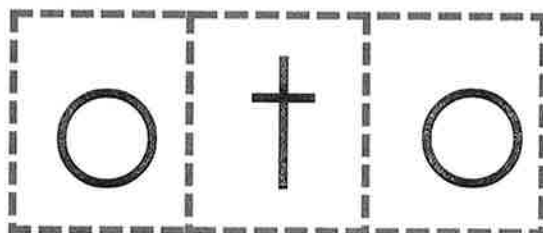

We can go _____.

I ate it _____.


Box it up



Build it




too



**I want to go to
grandma's house.
We do, too!**

1


I Can Read!



too

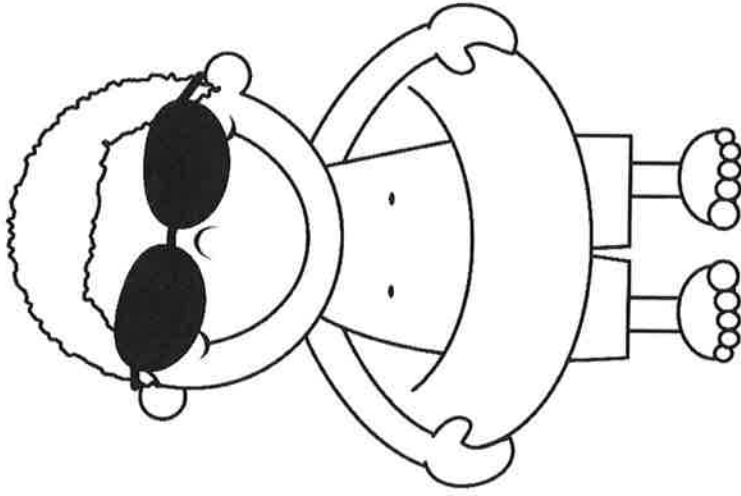
Sight Word Reader

**I want to go to
the picnic, too.**




too

**I want to go to
the beach.**



too


too



**I want to go to
the picnic.**

5


too



**I want to go to
the beach, too.**

2


too



**I want to go to
the farm.**

3

too




**I want to go to
the farm, too.**

4


GRAY

BOOK

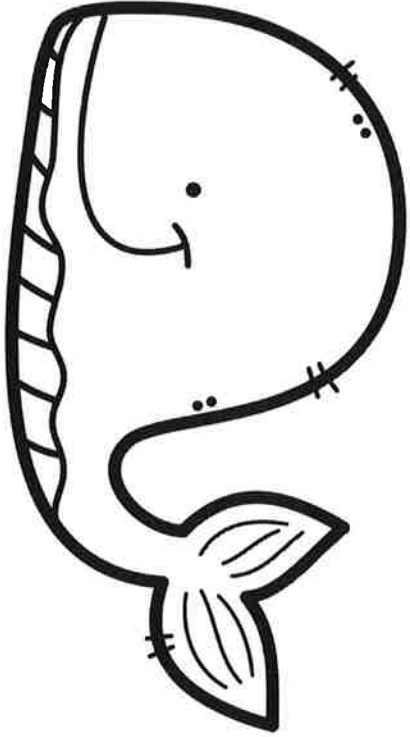


The elephant is

gray.



The spider is gray.




The whale is gray.


Name _____

Colors of the Rainbow


red



orange




yellow




green




blue



purple




pink



brown



gray



black



white



rainbow



Name _____

Read and Sequence I



Directions: Read the story.

Cut and paste the pictures to show the order of events.

Eggs in my Basket

I have my basket. I am looking for eggs.

I found one pink egg. I put it in my basket.

I found a blue egg. Now I have two eggs.

I found a yellow egg. Now I have three eggs.

One more egg! Look and see!

A baby chick looking at me!

First,

1

Next,

2

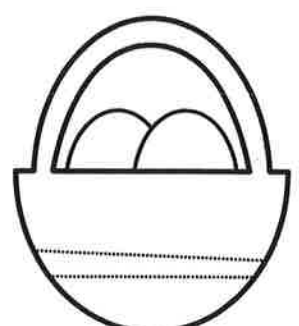
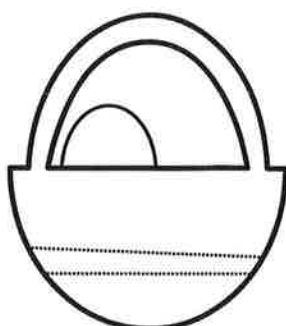
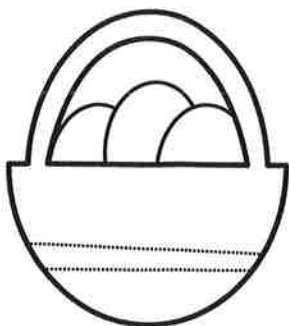
Then,

3

Last

4

© Annie Moffatt @ The Moffatt Girls 2014



Digital Learning Days - April 2 2021

K-3 Music

Please complete the worksheet on composer John Williams while listening to Williams' "The Imperial March." The piece can be found on YouTube or any music streaming service. Part one of the Sheet instructs the students to draw a scene inspired by the music. Part Two asks the students to circle the words that describe this piece and what instruments they hear (younger students may need some help with this). Part Three asks them to rate the piece with one star being they didn't like it and five stars they liked it a lot. If you have any questions regarding this assignment, please feel free to email me. I will be travelling this day, so I may not respond right away, but I will respond as soon as I can. You will get a response before the day is done. My email address is mhynek@kings144.org.

THE IMPERIAL MARCH

JOHN WILLIAMS

NAME: _____

DATE: _____

While listening to the selected music, circle what you feel and hear. Draw a scene. Color in your rating below!



DRAW A SCENE INSPIRED BY THE MUSIC.

Will you use bright or dark colors? What do you see?

CIRCLE THE WORDS THAT DESCRIBE THIS PIECE.

HAPPY	LOVE	SAD
FUN	NERVOUS	HOPE
ADVENTURE	PARTY	EXCITED
DAY	ENERGETIC	PEACE
OUTSIDE	NIGHT	SLEEPY
FRIENDLY	CALM	COLORFUL

WHICH INSTRUMENTS DO YOU HEAR?

VIOLIN	HARP	CELLO
GUITAR	PIANO	CYMBAL
FLUTE	DRUM	ACCORDION
OBOE	SAXOPHONE	TUBA
TRUMPET	VOCALS	MANDOLIN
BASS	HARPSICHORD	ORGAN

I WOULD RATE THIS PIECE:



AGE & ROW

Name _____

I Can Make CVCe Sentences

Directions: Read each sentence.

Use the word bank to fill in the correct word.

cake game bike kite
rose home cage rice



1. I like to ride my .

2. I want to go .

3. I want to make a .

4. I will give my mom a red .

5. I like to eat white .

6. Do you want to play a .

7. You can put the pet in the .


8. I like to fly my .

Name _____


I Can Make CVCe Words






Directions: Look at the CVCe word family word on each bunny.
Use the pictures to write new words in the same CVCe word family.

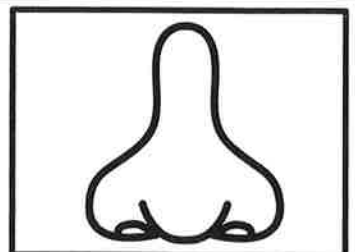















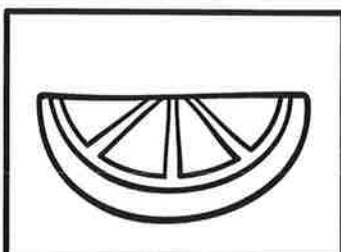















Name _____

© Annie Moffatt @ The Moffatt Girls 2015



Calendar Skills

Directions: Look at the calendar.
Answer the questions.



April

Sunday	Monday	Tuesday	Wednesday	Thursday	Friday	Saturday
			1 	2 	3 	4
5 	6 	7 	8 	9 	10 	11
12 	13 	14 	15 	16 	17 	18
19 	20 	21 	22 	23 	24 	25
26 	27 	28 	29 	30 		

Directions: Answer the questions.


1. How many days were ? <input type="text"/>	4. How many days were ? <input type="text"/>
2. How many days were ? <input type="text"/>	5. How many days were ? <input type="text"/>
3. How many days were ? <input type="text"/>	6. How many days in the month? <input type="text"/>

Name _____


Ordinal Numbers


I Can Follow Directions

Directions: Read and color.




Color the 3rd  yellow.

Color the 5th  red.

Color the 1st  orange.

Color the 7th  blue.

Color the 2nd  green.


Color the 10th  purple.


Color the 9th  white.


Color the 4th  brown.


Color the 6th  gray.

Color the 8th  black.

Color the 7th  orange.


Color the 2nd  blue.


Color the 10th  green.


Color the 6th  purple.


Color the 3rd  yellow.

Color the 1st  brown.

Color the 5th  red.

Color the 9th  white.

Color the 4th  black.

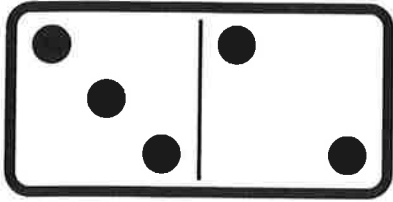
Color the 8th  gray.

Name _____

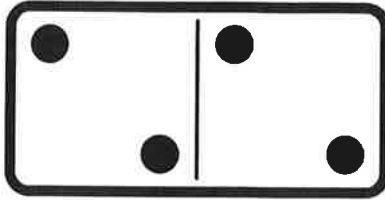
Subtraction to 10

With Dominos


Directions: Complete the number sentence for each set of dominos.
The first one has been done for you.




$$5 - 3 = \underline{2}$$




$$4 - 2 = \underline{\quad}$$




$$7 - 1 = \underline{\quad}$$




$$7 - 3 = \underline{\quad}$$



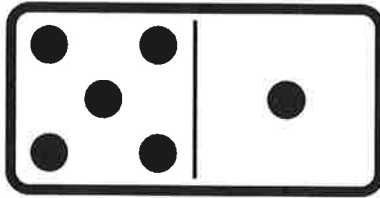
$$8 - 4 = \underline{\quad}$$




$$9 - 6 = \underline{\quad}$$




$$10 - 4 = \underline{\quad}$$




$$6 - 1 = \underline{\quad}$$




$$9 - 4 = \underline{\quad}$$



$$\underline{\quad} - 5 = \underline{\quad}$$



$$\underline{\quad} - 2 = \underline{\quad}$$



$$\underline{\quad} - 4 = \underline{\quad}$$