

## E-Learning Day April 2nd / Grade 1

\*\*Morning Activities-Do the Number of the Day 90 and review page Day 11


\*\*Reading-Read Rainy Day Surprise and answer the comprehension questions on the next page. Don't forget to look back in the story for help.

\*\*Math-Do the 2 pages of addition problems-adding 10. Then, do the reading tally charts worksheet.

\*\*Spelling-Write you words in ABC order. Watch the "w" words-there are 2 of them 😊

\*\*Writing-Write about your day. Sequence 4 events using the transition words **First, Next, Then, Last,** - don't forget your commas after each transition word.


DAY  
5



Number of the Day  
90  
odd  
or  
even

Tens Place	Ones Place

One more than 90 is \_\_\_\_ .      One less than 90 is \_\_\_\_ .  
 Two more than 90 is \_\_\_\_ .      Two less than 90 is \_\_\_\_ .  
 Ten more than 90 is \_\_\_\_ .      Ten less than 90 is \_\_\_\_ .  
 Twenty more than 90 is \_\_\_\_ .      Twenty less than 90 is \_\_\_\_ .



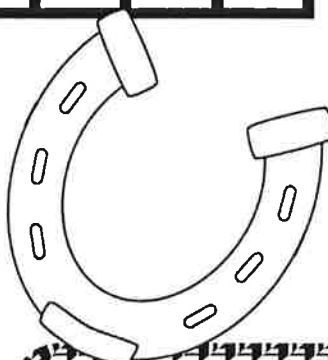
Skip count to find the missing numbers.

86		88		90	
	97		99		101
106		108		110	


Write >, < or = .

90	○	100
90	○	89
80	○	90
90	○	9
93	○	90
90	○	109

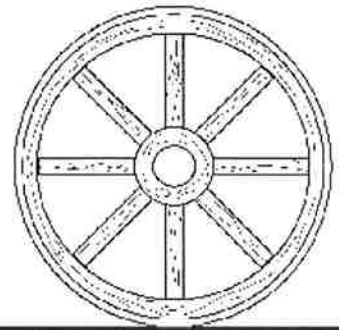
Draw the tens and ones with cubes.



Write the number in expanded form.  
+



# 120 CHART



1	2	3	4	5	6	7	8	9	10
11	12	13	14	15	16	17	18	19	20
21	22	23	24	25	26	27	28	29	30
31	32	33	34	35	36	37	38	39	40
41	42	43	44	45	46	47	48	49	50
51	52	53	54	55	56	57	58	59	60
61	62	63	64	65	66	67	68	69	70
71	72	73	74	75	76	77	78	79	80
81	82	83	84	85	86	87	88	89	90
91	92	93	94	95	96	97	98	99	100
101	102	103	104	105	106	107	108	109	110
111	112	113	114	115	116	117	118	119	120

Name \_\_\_\_\_

Day 11

## Skip Counting

Finish the pattern.

34, 36, 38, \_\_\_\_\_, \_\_\_\_\_

70, 60, 50, \_\_\_\_\_, \_\_\_\_\_

45, 40, 35, \_\_\_\_\_, \_\_\_\_\_

65, 70, 75, \_\_\_\_\_, \_\_\_\_\_

## Addition

Write 3 addition problems that equal 11.

\_\_\_\_\_ + \_\_\_\_\_ = 11

\_\_\_\_\_ + \_\_\_\_\_ = 11

\_\_\_\_\_ + \_\_\_\_\_ = 11

## Verb Tense

Write the correct verb to finish each sentence.

1. She \_\_\_\_\_ to her friend.  
skip    skipping    skipped

2. Dad \_\_\_\_\_ a silly song  
to the baby.  
sing    sings    singing

## Spelling

Circle the word that is spelled correctly.

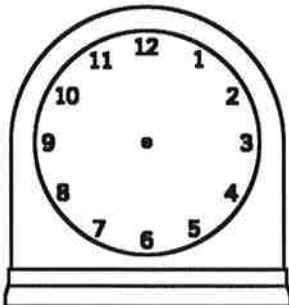
veree

very

veary

## Time

Draw hands on the clock to show 4:00.



## Prefixes

Write the word that means to heat again.

The pizza was cold so we had to \_\_\_\_\_ it.

reheat    preheat    heated

Name: \_\_\_\_\_

# Rainy Day Surprise

by Guy Belleranti

James pointed out the window. "I want to play, but it's still raining."

"Why don't we play *inside*," said Bella. "We can play the I See game."

"Well... Okay. Can I go first?"

"Sure."

James smiled. "I see wet sidewalks."

"I see wet grass," said Bella.

"I see wet windows," James said.

"I see wet trees," said Bella.

"I see wet cars," James said.

"I see wet—" Bella stopped.

"What's wrong?"

"Nothing. I see the rain stopping."

"I see the sun!" James cried. He raced to the door and ran outside.

Bella followed. "Wow. I see something pretty."

James nodded. "I see something pretty, too."

Both smiled as they looked at the colorful rainbow.



Name: \_\_\_\_\_

# Rainy Day Surprise

by Guy Belleranti



1. Why couldn't James play outside in the beginning of the story?

- a. It was cold.
- b. It was raining.
- c. It was too hot.
- d. It was winter.

2. What was the second thing James saw when playing the I See game?

- a. wet windows
- b. wet trees
- c. wet cars
- d. wet grass

3. Why did Bella stop playing the I See game?

---

---

4. What was the something pretty that James and Bella saw?

---

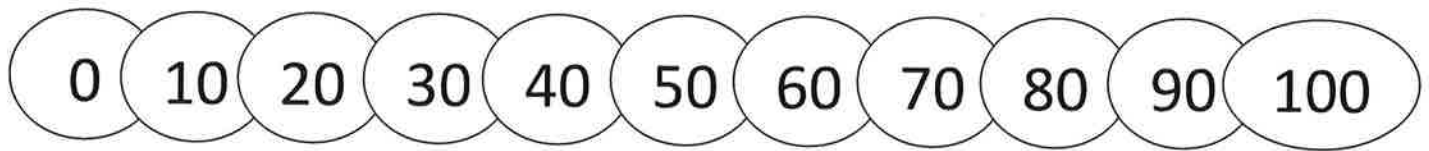
---

Name \_\_\_\_\_

Date \_\_\_\_\_



## ADDING WITH TENS SHEET 1



1)  $10 + 10 =$  \_\_\_\_\_

11)  $20 + 20 =$  \_\_\_\_\_

2)  $30 + 10 =$  \_\_\_\_\_

12)  $40 + 20 =$  \_\_\_\_\_

3)  $20 + 10 =$  \_\_\_\_\_

13)  $30 + 20 =$  \_\_\_\_\_

4)  $60 + 10 =$  \_\_\_\_\_

14)  $60 + 20 =$  \_\_\_\_\_

5)  $80 + 10 =$  \_\_\_\_\_

15)  $10 + 20 =$  \_\_\_\_\_

6)  $70 + 10 =$  \_\_\_\_\_

16)  $30 + 30 =$  \_\_\_\_\_

7)  $50 + 10 =$  \_\_\_\_\_

17)  $40 + 30 =$  \_\_\_\_\_

8)  $90 + 10 =$  \_\_\_\_\_

18)  $20 + 30 =$  \_\_\_\_\_

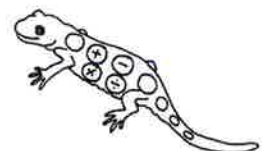
9)  $0 + 10 =$  \_\_\_\_\_

19)  $60 + 30 =$  \_\_\_\_\_

10)  $40 + 10 =$  \_\_\_\_\_

20)  $0 + 40 =$  \_\_\_\_\_

If you know that  $60 + 10 = 70$ , then what is  $10 + 60$ ? \_\_\_\_\_



Name: \_\_\_\_\_ Date: \_\_\_\_\_

<b>10</b>	<b>35</b>	<b>10</b>	<b>87</b>	<b>24</b>	<b>10</b>
<b>+35</b>	<b>+ 10</b>	<b>+ 87</b>	<b>+ 10</b>	<b>+ 10</b>	<b>+ 24</b>
<hr/>	<hr/>	<hr/>	<hr/>	<hr/>	<hr/>

<b>56</b>	<b>10</b>	<b>10</b>	<b>43</b>	<b>10</b>	<b>61</b>
<b>+ 10</b>	<b>+ 56</b>	<b>+ 43</b>	<b>+ 10</b>	<b>+ 61</b>	<b>+ 10</b>
<hr/>	<hr/>	<hr/>	<hr/>	<hr/>	<hr/>

<b>10</b>	<b>72</b>	<b>10</b>	<b>28</b>	<b>19</b>	<b>10</b>
<b>+ 72</b>	<b>+ 10</b>	<b>+ 28</b>	<b>+ 10</b>	<b>+ 10</b>	<b>+ 19</b>
<hr/>	<hr/>	<hr/>	<hr/>	<hr/>	<hr/>

<b>10 + 31 = _____</b>	<b>31 + 10 = _____</b>
------------------------	------------------------

<b>10 + 50 = _____</b>	<b>50 + 10 = _____</b>
------------------------	------------------------




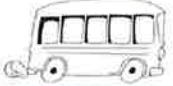

<b>10 + 72 = _____</b>	<b>10 + 72 = _____</b>
------------------------	------------------------

**BONUS: 96 + 10 = \_\_\_\_\_**



## Reading tally charts

Maria counted the vehicles passing by her house today and made a tally chart of it. Use the chart to answer the questions.

counted vehicles	tally marks
cars 	
bicycles 	
trucks 	
buses 	
tractors 	

How many buses passed by Maria's house ?

\_\_\_\_\_

And how many bicycles ?

\_\_\_\_\_

Which vehicle did she count the most ?


\_\_\_\_\_

Which vehicle was counted the least ?

\_\_\_\_\_

How many more cars than trucks passed by ?

\_\_\_\_\_



## Spelling List

because

special

different

water

picture

most

old

hold

warm

city

Name \_\_\_\_\_

# ABC Order!

a b c d e f g h i j k l m n o p q r s t u v w x y z

1. \_\_\_\_\_
2. \_\_\_\_\_
3. \_\_\_\_\_
4. \_\_\_\_\_
5. \_\_\_\_\_
6. \_\_\_\_\_
7. \_\_\_\_\_
8. \_\_\_\_\_
9. \_\_\_\_\_
10. \_\_\_\_\_

Choose two words to use in a sentence.  
Illustrate your sentence!

Four sets of handwriting lines, each consisting of a solid top line, a dashed middle line, and a solid bottom line, provided for illustrating the chosen words.

Name: \_\_\_\_\_

Handwriting practice lines consisting of 15 sets of three horizontal lines (top solid, middle dashed, bottom solid).

**Digital Learning Days - April 2 2021**

**K-3 Music**

Please complete the worksheet on composer John Williams while listening to Williams' "The Imperial March." The piece can be found on YouTube or any music streaming service. Part one of the Sheet instructs the students to draw a scene inspired by the music. Part Two asks the students to circle the words that describe this piece and what instruments they hear (younger students may need some help with this). Part Three asks them to rate the piece with one star being they didn't like it and five stars they liked it a lot. If you have any questions regarding this assignment, please feel free to email me. I will be travelling this day, so I may not respond right away, but I will respond as soon as I can. You will get a response before the day is done. My email address is [mhynek@kings144.org](mailto:mhynek@kings144.org).

# THE IMPERIAL MARCH

## JOHN WILLIAMS

NAME: \_\_\_\_\_

DATE: \_\_\_\_\_

While listening to the selected music, circle what you feel and hear. Draw a scene. Color in your rating below!



### DRAW A SCENE INSPIRED BY THE MUSIC.

Will you use bright or dark colors? What do you see?

### CIRCLE THE WORDS THAT DESCRIBE THIS PIECE.

HAPPY	LOVE	SAD
FUN	NERVOUS	HOPE
ADVENTURE	PARTY	EXCITED
DAY	ENERGETIC	PEACE
OUTSIDE	NIGHT	SLEEPY
FRIENDLY	CALM	COLORFUL

### WHICH INSTRUMENTS DO YOU HEAR?

VIOLIN	HARP	CELLO
GUITAR	PIANO	CYMBAL
FLUTE	DRUM	ACCORDION
OBOE	SAXOPHONE	TUBA
TRUMPET	VOCALS	MANDOLIN
BASS	HARPSICHORD	ORGAN

### I WOULD RATE THIS PIECE:



AGEE & ROW